

Broombusters Invasive Plant Society



Why Do We Care So Much About Scotch Broom?

Parksville Interchange #51

What's Wrong with Scotch Broom?

Scotch broom is an **ALIEN** invasive plant

Spreads rapidly in the sun

Forms dense thickets

Crowds out native plants

Highly flammable

Prevents forest re-growth

Leads to a dramatic **loss of diversity**

Toxic to grazing animals & wildlife

Takes over farm, forest and park land



**Broom makes private properties,
parks and farms unusable.**




**Broom infestations spread, look ill-kept, attract rodents and
feral cats, cause allergic reaction & create fire danger.**



Broom Spreads Rapidly

It's an ALIEN in our midst
with no natural checks.

A single plant produces
18,000 seeds viable
in the soil for 30-50 years.



Inland island Highway



On any disturbed soil - in the sun – broom wins.

Parksville Interchange #46

Our Forests Are in Danger

Consider the impact:

Invasive Plants
grow faster
than young trees

**Deforestation
& Development**


Climate change
Hot dry summers,
wildfires
& severe storms



Parksville – near Hwy 19

How Bad Does It Get?

Broom has taken over
farm & forest land
all over the world.




Photos from New Zealand 2018

Broom Grows Huge - Quickly



A woody weed



Grows over 6 feet
in a few years.



Broom strangles native species

**Takes over parks
and green spaces**

Rare Camus Flowers



Arrowsmith Search & Rescue at Top Bridge Regional Park

FIRE DANGER

**"Scotch Broom
is a
volatile
flash fuel"**

*A controlled burn of
Scotch Broom*

Notice size of man
and fire truck



In Powell River

FIRE DANGER

**“Scotch Broom
is a volatile flash fuel..**

**It will increase a wildfire’s fuel load
escalate the fire’s intensity
compromise fire situations
make fires more difficult to fight.”**



Live broom with dry flammable branches

Quote from
Terry Peters
Fire Chief
Powell River, BC





Broom on utility corridors creates an easy path
for **FIRE** to travel across the island.



Two Myths

We can't stop broom. **FALSE!**

CUT BROOM IN BLOOM

When cut properly, the method works!

Pulling, excavating, mowing, poisoning and poor cutting *will not* work.



Broom is naturalized. **FALSE!**

Broom will continue to **TAKE OVER** like it has in Australia, New Zealand, Spain, Portugal, Brazil, Croatia, more.



Now Communities and Residents are taking action!

Broombuster Cities 2020

Qualicum Beach

Parksville

Nanaimo

Lantzville

Comox, Courtenay

Cumberland

Campbell River

Port Alberni

North Cowichan

Powell River

Gabriola Island

Lake Cowichan

More

Thanks for the support of the
Ministry of Transportation



In 2018, over 500 volunteers cut broom for over 5000 hours.



How to Cut Broom?



Cut Broom In Bloom
At Ground Level
With Loppers





Long Term Project:
CLEAN 19

The challenge of
Broom on
Inland Island Hwy
On Vancouver Island



Parkville Island Hwy at Exit 46 Weigh Scales

Broombusters Key Strategies:

Empower the Community

Think - CUT BROOM IN BLOOM

CUT with loppers, at ground level, in late April – May.
Do not pull. Do not disturb the soil. No need to poison.

Think - CONTAINMENT

Go after advancing edge & new infestations first.

Think - STOP THE SPREAD

Create shade. Preserve trees & groundcover. Cut off flowers.

Think - COOPERATION

Support Your Volunteers!

Stop the Bloomin' Broom!





This is Vancouver Island today.
The forests on our mountains
are very vulnerable.
When the forests are cut,
broom from the transmission
corridors will move right in.



What do we want to
leave our children?



This is New Zealand today.
It is not what we want.

Three Greatest Threats to Biodiversity

1. CLIMATE CHANGE
2. Development
3. Invasive Species



We are the only ones who can protect our ecosystems.



Why Cut the Bloomin' Broom?

For FUTURE GENERATIONS

